


Product data sheet

Specifications



Harmony XB7, Monolithic push button, plastic, red, Ø22, spring return, unmarked, 1 NC

XB7NA42

Main

Range of product	Harmony XB7
Product or component type	Push-button
Device short name	XB7
Mounting diameter	22 mm
Sale per indivisible quantity	10
IP degree of protection	IP20 (rear face) conforming to IEC 60529 IP65 (front face) conforming to IEC 60529
Shape of signaling unit head	Round
Type of operator	spring return
Operator profile	Red flush, unmarked
Contacts type and composition	1 NC
Connections - terminals	Screw clamp terminals, $\leq 2 \times 1.5 \text{ mm}^2$ with cable end conforming to EN/IEC 60947-1 Screw clamp terminals, $1 \times 0.34 \dots 2 \times 2.5 \text{ mm}^2$ without cable end conforming to EN/IEC 60947-1
Device presentation	Monolithic product

Complementary

CAD overall width	29 mm
CAD overall height	29 mm
CAD overall depth	51.5 mm
Terminals description ISO n°1	(11-12)NC
Net weight	0.021 kg
Device mounting	Fixing hole - diameter: 22.5 mm 22.3 +0.4/0 conforming to EN/IEC 60947-1
Fixing center	$\geq 30 \times 40 \text{ mm}$ (support panel) metal - thickness: 1...6 mm $\geq 30 \times 40 \text{ mm}$ (support panel) plastic - thickness: 2...6 mm
Fixing mode	Fixing nut beneath head: 2...2.4 N.m
Contact operation	Slow-break
Positive opening	With NC contact conforming to EN/IEC 60947-5-1 appendix K
Mechanical durability	1000000 cycles
Tightening torque	0.8...1.2 N.m conforming to EN 60947-1
Shape of screw head	Cross compatible with JIS No 1 screwdriver Cross compatible with Philips no 1 screwdriver Cross compatible with pozidriv No 1 screwdriver Slotted compatible with flat Ø 4 mm screwdriver

Slotted compatible with flat Ø 5.5 mm screwdriver

Short-circuit protection	4 A cartridge fuse type gG conforming to EN/IEC 60947-5-1
[Ui] rated insulation voltage	250 V (pollution degree 3) conforming to EN/IEC 60947-1
[Uimp] rated impulse withstand voltage	4 kV conforming to EN/IEC 60947-1
[Ie] rated operational current	0.1 A at 250 V, DC-13, R300 conforming to EN/IEC 60947-5-1 0.22 A at 125 V, DC-13, R300 conforming to EN/IEC 60947-5-1 0.3 A at 240 V, AC-14, D300 conforming to EN/IEC 60947-5-1 0.6 A at 120 V, AC-14, D300 conforming to EN/IEC 60947-5-1
Electrical durability	1000000 cycles, DC-13, 0.3 A at 24 V, operating rate <216000 cyc/mn, load factor: 0.5 conforming to EN/IEC 60947-5-1 appendix C 1000000 cycles, AC-15, 0.03 A at 230 V, operating rate <216000 cyc/mn, load factor: 0.5 conforming to EN/IEC 60947-5-1 appendix C 1000000 cycles, AC-15, 0.09 A at 240 V, operating rate <108000 cyc/mn, load factor: 0.5 conforming to EN/IEC 60947-5-1 appendix C
Electrical reliability	$\Lambda \leq 10\exp(-6)$ at 17 V, 5 mA conforming to EN/IEC 60947-5-4

Environment

Protective treatment	TH
Ambient air temperature for storage	-40...70 °C
Ambient air temperature for operation	-25...70 °C
Overvoltage category	Class II conforming to IEC 61140
NEMA degree of protection	NEMA 12 conforming to UL 50 E NEMA 3 conforming to UL 50 E
Standards	UL 508 CSA C22.2 No 14 EN/IEC 60947-1 EN/IEC 60947-5-1 JIS C8201-5-1 JIS C8201-1
Product certifications	GOST CCC
Vibration resistance	5 gn (f= 2...500 Hz) conforming to IEC 60068-2-6
Shock resistance	50 gn (duration = 11 ms) for half sine wave acceleration conforming to IEC 60068-2-27 30 gn (duration = 18 ms) for half sine wave acceleration conforming to IEC 60068-2-27

Packing Units

Unit Type of Package 1	PCE
Number of Units in Package 1	1
Package 1 Weight	19 g
Package 1 Height	3.3 cm
Package 1 width	3.3 cm
Package 1 Length	5.1 cm
Unit Type of Package 2	BAG
Number of Units in Package 2	10
Package 2 Weight	198 g
Package 2 Height	7 cm
Package 2 width	9.5 cm
Package 2 Length	15 cm
Unit Type of Package 3	S01
Number of Units in Package 3	100
Package 3 Weight	2.308 kg

Package 3 Height	15 cm
Package 3 width	15 cm
Package 3 Length	40 cm

Offer Sustainability

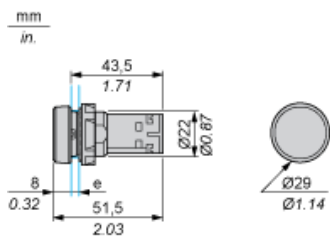
Sustainable offer status	Green Premium product
REACH Regulation	REACH Declaration
EU RoHS Directive	Pro-active compliance (Product out of EU RoHS legal scope) EU RoHS Declaration
Toxic heavy metal free	Yes
Mercury free	Yes
RoHS exemption information	Yes
China RoHS Regulation	China RoHS declaration
Environmental Disclosure	Product Environmental Profile
Circularity Profile	End of Life Information
WEEE	The product must be disposed on European Union markets following specific waste collection and never end up in rubbish bins
California proposition 65	WARNING: This product can expose you to chemicals including: Di-isodecyl phthalate (DIDP), which is known to the State of California to cause birth defects or other reproductive harm. For more information go to www.P65Warnings.ca.gov

Contractual warranty

Warranty	18 months
----------	-----------

Pushbutton, Flush Type

Dimensions



e Support panel thickness: 1 to 6 mm/0.4 to 0.24 in. (metal), 2 to 6 mm/0.8 to 0.24 in. (plastic).

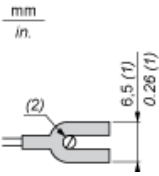
Mounting

Diameter of Finished Fixing Holes



- (1) Minimum value.
- (2) 40 mm/1.58 in. for Emergency switching off pushbutton only.
- (3) Standard value: $\varnothing 22.3$ (0; + 0.4) mm/ $\varnothing 0.88$ (0; + 0.02) in.

“U” Type Tag Connection



- (1) 6.5 mm/0.26 in. recommended, 7 mm/0.28 in. max.
- (2) M3 screw clamp terminal.

Wiring

