

Product data sheet

Specifications



Harmony, Modular multifunction 3-phase supply control relay, 5 A, 2 CO, 220...480 V AC

RM35TF30

Main

Range of product	Harmony Control Relays
Product or component type	3-phase control relay
Relay type	Multifunction control relay
Product specific application	For 3-phase supply
Relay name	RM35TF
Relay monitored parameters	Undervoltage and overvoltage in window mode Phase sequence Phase failure detection Asymmetry
Time delay	Adjustable 0.1...10 s, +/- 10 % of the full scale value
Switching capacity in VA	1250 VA
Measurement range	220...480 V voltage AC
Contacts type and composition	2 C/O
[Uc] control circuit voltage	220...480 V

Complementary

Reset time	1500 ms at 480 V
Maximum switching voltage	250 V AC 250 V DC
Minimum switching current	10 mA at 5 V DC
Maximum switching current	5 A AC 5 A DC
Supply voltage limits	194...528 V AC, 3 phases
Control circuit voltage limits	- 12 % + 10 % Un
Power consumption in VA	0...22 VA at 400 V AC 50 Hz
Voltage detection threshold	< 194 V
Control circuit frequency	50...60 Hz +/- 10 %
Output contacts	2 C/O
Nominal output current	5 A
Measurement voltage limits	176...528 V AC
Hysteresis	2 %
Delay at power up	650 ms

Maximum measuring cycle	140 ms measurement cycle as true rms value
Threshold adjustment voltage	-20...-2 % in the range 380...480 V AC 2...20 % of Un selected -12...-2 % in the range 220 V AC +2...+20 % in the range 220...440 V AC +2...+10 % in the range 480 V AC
Voltage range	220...480 V phase to phase
Adjustment of asymmetry threshold	5...15 % of Un selected
Repeat accuracy	0.3 % for time delay 0.5 % for input and measurement circuit
Measurement error	< 1 % over the whole range with voltage variation 0.05 %/°C with temperature variation
Response time	< 200 ms (in the event of a fault)
Marking	CE
Overvoltage category	III conforming to IEC 60664-1
Insulation resistance	> 500 MOhm at 500 V DC conforming to IEC 60255-5 > 500 MOhm at 500 V DC conforming to IEC 60664-1
[Ui] rated insulation voltage	400 V conforming to IEC 60664-1
Supply frequency	50/60 Hz +/- 10 %
Operating position	Any position without derating
Connections - terminals	Screw terminals, 1 x 0.5...1 x 4 mm ² (AWG 20...AWG 11) solid without cable end Screw terminals, 2 x 0.5...2 x 2.5 mm ² (AWG 20...AWG 14) solid without cable end Screw terminals, 1 x 0.2...1 x 2.5 mm ² (AWG 24...AWG 12) flexible with cable end Screw terminals, 2 x 0.2...2 x 1.5 mm ² (AWG 24...AWG 16) flexible with cable end
Tightening torque	0.6...1 N.m conforming to IEC 60947-1
Housing material	Self-extinguishing plastic
Local signalling	LED (green) for power ON LED (yellow) for relay ON LED (yellow) for fault
Mounting support	35 mm symmetrical DIN rail conforming to EN/IEC 60715
Electrical durability	100000 cycles
Mechanical durability	30000000 cycles
Operating rate	<= 360 operations/hour full load
Utilisation category	AC-12 conforming to IEC 60947-5-1 AC-13 conforming to IEC 60947-5-1 AC-14 conforming to IEC 60947-5-1 AC-15 conforming to IEC 60947-5-1 DC-12 conforming to IEC 60947-5-1 DC-13 conforming to IEC 60947-5-1
Safety reliability data	MTTFd = 399.5 years B10d = 360000
Width	35 mm
Net weight	0.13 kg

Environment

Electromagnetic compatibility	Emission standard for industrial environments conforming to EN/IEC 61000-6-4 Emission standard for residential, commercial and light-industrial environments conforming to EN/IEC 61000-6-3 Immunity for industrial environments conforming to EN/IEC 61000-6-2
Standards	EN/IEC 60255-1
Product certifications	GL UL CSA GOST C-Tick
Directives	89/336/EEC - electromagnetic compatibility 73/23/EEC - low voltage directive

Ambient air temperature for storage	-40...70 °C
Ambient air temperature for operation	-20...50 °C
Relative humidity	95 % at 55 °C conforming to IEC 60068-2-30
Vibration resistance	0.35 mm (f= 5...57.6 Hz) conforming to IEC 60068-2-6 1 gn (f= 57.6...150 Hz) conforming to IEC 60255-21-1
Shock resistance	15 gn for 11 ms conforming to IEC 60255-21-1
IP degree of protection	IP20 (terminals) conforming to IEC 60529 IP30 (casing) conforming to IEC 60529
Pollution degree	3 conforming to IEC 60664-1
Dielectric test voltage	2 kV, 1 min AC 50 Hz
Non-dissipating shock wave	4 kV

Packing Units

Unit Type of Package 1	PCE
Number of Units in Package 1	1
Package 1 Weight	130 g
Package 1 Height	4.8 cm
Package 1 width	7.8 cm
Package 1 Length	9.7 cm
Unit Type of Package 2	S03
Number of Units in Package 2	48
Package 2 Weight	6.827 kg
Package 2 Height	30 cm
Package 2 width	30 cm
Package 2 Length	40 cm
Unit Type of Package 3	P06
Number of Units in Package 3	384
Package 3 Weight	64.124 kg
Package 3 Height	77 cm
Package 3 width	80 cm
Package 3 Length	60 cm

Offer Sustainability

Sustainable offer status	Green Premium product
REACH Regulation	REACH Declaration
EU RoHS Directive	Pro-active compliance (Product out of EU RoHS legal scope) EU RoHS Declaration
Mercury free	Yes
RoHS exemption information	Yes
China RoHS Regulation	China RoHS declaration
Environmental Disclosure	Product Environmental Profile
Circularity Profile	End of Life Information
California proposition 65	WARNING: This product can expose you to chemicals including: Lead and lead compounds, which is known to the State of California to cause cancer and birth defects or other reproductive harm. For more information go to www.P65Warnings.ca.gov

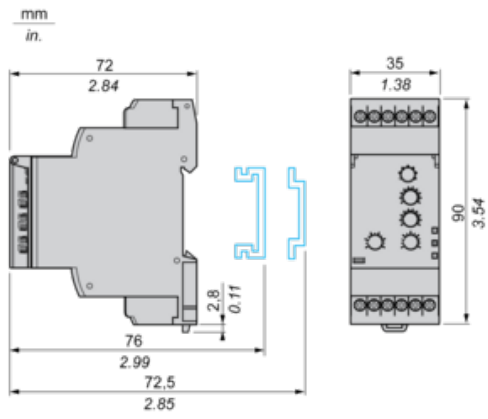
Contractual warranty

Warranty

18 months

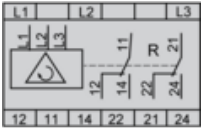
Multifunction 3-Phase Supply Control Relays

Dimensions and Mounting



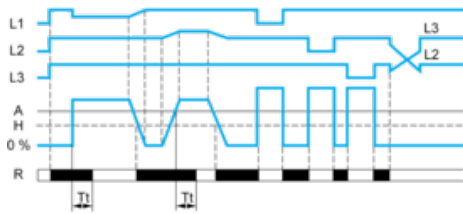
Multifunction 3-Phase Supply Control Relays

Wiring Diagram

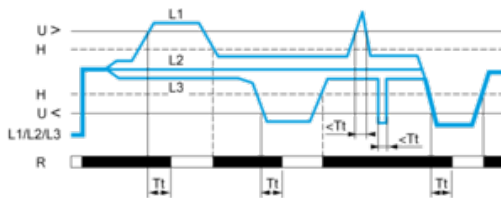


Function Diagrams

Phase Sequence Control, Phase Failure Detection (U measured < 0.7 x nominal supply voltage) and Asymmetry Detection



Control of Overvoltage and Undervoltage in Window Mode



Legend

- A Asymmetry thershold
- Tt Time delay after crossing of threshold
- H Hysteresis
- U> Overvoltage threshold
- U< Undervoltage threshold
- L1, L2, L3 Phases of the supply voltage monitored
- R Output relay
- Relay status: black color = energized.