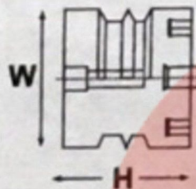
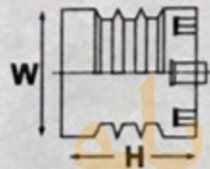


100



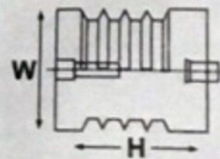
H=35(mm)  
W=30(mm)  
V=1(kv)  
M=06

200



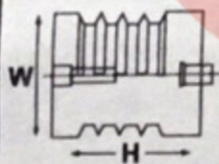
H=45(mm)  
W=40(mm)  
V=1(kv)  
M=08

400



H=55(mm)  
W=50(mm)  
V=1(kv)  
M=10

800



H=65(mm)  
W=60(mm)  
V=1(kv)  
M=10

صفرتا صد تابلو برق