
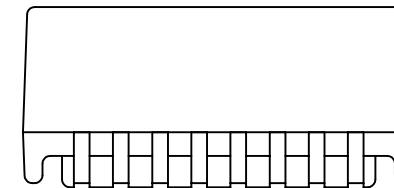


NOTES:

1. ROHS COMPLIANT
2. HEADER: THERMOSET PLASTIC MATERIAL WITH FLAMMABILITY RATING UL 94V-0 OR BETTER.
3. STORAGE TEMPERATURE: -20°C TO +125°C
4. COMPLIANCE TO J-STD:
 - A. J-STD-002: SOLDERABILITY AT 245°C REFLOW PROFILE
 - B. J-STD-020: LEVEL 1, NO MOISTURE SENSITIVE
 - C. J-STD-075: R7, 245°C MAXIMUM THROUGH REFLOW SOLDER
5. TO ORDER TAPE & REEL PACKAGING ADD A "T" SUFFIX TO THE PART NUMBER(i.e H1102NL BECOMES H1102NLT).



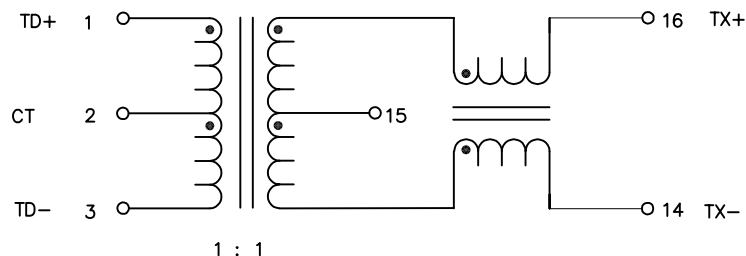
FINAL OUTLINE

© Copyright, 2015. Pulse Electronics Corp. All rights reserved. Pulse confidential & proprietary. (07/31/15)

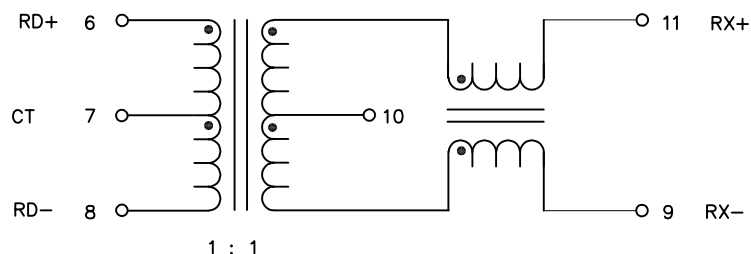
PRODUCT DESCRIPTION	TLA DRAWING	PS DRAWING	SHEET	PART NO.	DATASHEET REV.
MDL,SIN,100D,1:1,SMT	H1102NL-24	PS-2005.001-F	1 OF 3	H1102NL	A

ELECTRICAL CHARACTERISTICS AT +25°C UNLESS OTHER SPECIFIED
MEETS IEEE 802.3 SPECIFICATION

TRANSMIT



RECEIVE



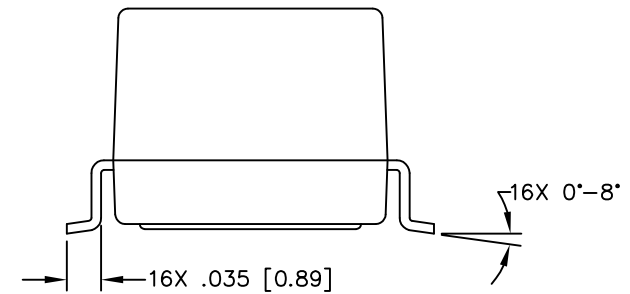
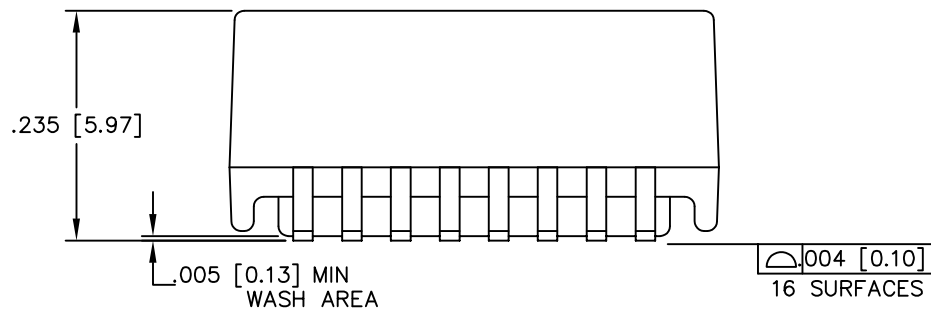
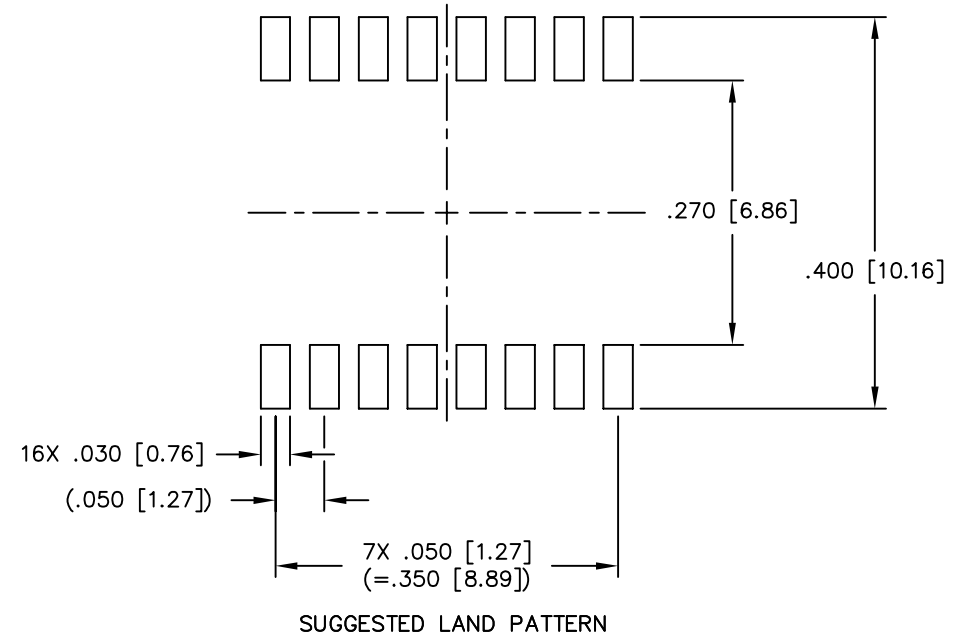
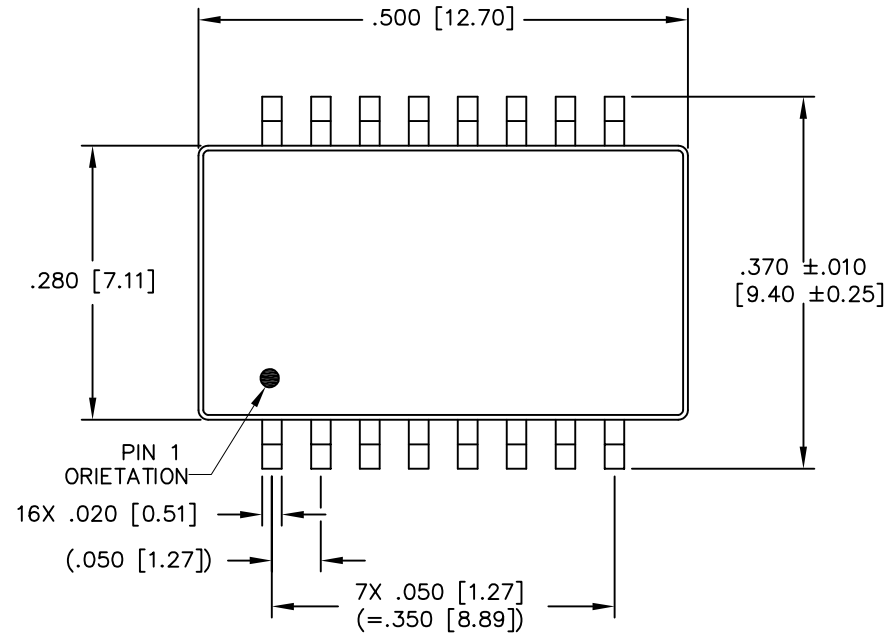
SCHEMATIC

PARAMETER	SPECIFICATIONS			
OPERATING TEMP	0°C – 70 °C			
TURNS RATIO	1 : 1 ±2%			
POLARITY	PER SCHEMATIC			
INSERTION LOSS	100 KHz – 100 MHz			
	-1.1 dB MAX			
RETURN LOSS, 1000BT (Z OUT = 100 OHM ±15%)	.1–30 MHz	30–60 MHz	60–80 MHz	
	-16 dB MIN	-10+20*LOG ₁₀ (f/60 MHz) dB MIN		-10 dB MIN
INDUCTANCE (OCL) (MEDIA SIDE, 0°C–70°C)	350 uH MIN (MEASURED AT 100 KHz, 100 mVRMS AND WITH 8 mA DC BIAS)			
CROSSTALK, ADJACENT CHANNELS	1 MHz	30 MHz	60 MHz	100 MHz
	-35 dB MIN	-35 dB MIN	-30 dB MIN	-30 dB MIN
DIFFERENTIAL TO COMMON MODE REJECTION	30 MHz		60 MHz	100 MHz
	-42 dB MIN		-37 dB MIN	-30 dB MIN
DC RESISTANCE, 1/2 WINDING	.65 OHMS MAX			
DC RESISTANCE IMBALANCE	±.065 OHMS MAX (CENTER TAP SYMMETRY)			
INPUT – OUTPUT ISOLATION	1500 VRMS MIN @ 60 SECONDS			

NOTE: f IS FREQUENCY IN MHZ.

© Copyright, 2015. Pulse Electronics Corp. All rights reserved. Pulse confidential & proprietary. (07/31/15)

PRODUCT DESCRIPTION	TLA DRAWING	PS DRAWING	SHEET	PART NO.	DATASHEET REV.
MDL,SIN,100D,1:1,SMT	H1102NL-24	PS-2005.001-F	2 OF 3	H1102NL	A



DIMENSIONS ARE IN INCHES [MILLIMETERS] WITH THE FOLLOWING TOLERANCES: [MILLIMETERS] ARE FOR REFERENCE ONLY.
 .XX= ±.01 [±0.25]
 .XXX= ±.005 [±0.13]

© Copyright, 2015. Pulse Electronics Corp. All rights reserved. Pulse confidential & proprietary. (07/31/15)

PRODUCT DESCRIPTION	TLA DRAWING	PS DRAWING	SHEET	PART NO.	DATASHEET REV.
MDL,SIN,100D,1: 1,SMT	H1102NL-24	PS-2005.001-F	3 OF 3	H1102NL	A

Mouser Electronics

Authorized Distributor

Click to View Pricing, Inventory, Delivery & Lifecycle Information:

Pulse:

[H1102NL](#) [H1102NLT](#)